

# CATALOG



Benders, Cutters, Combined, Stirrup  
and Spiral Machines for Rebar Industry




2020.1



MADE IN ITALY



1960 - 2020



TECMOR was founded in 1960 by the three Mora brothers in Gavardo, a town in North-East Italy. At first the company was operating in a small shed of 100 sqm., with the aim of doing precision engineering work for the companies of the area. After developing projects for third-parties, Tecmor designed and manufactured the first prototype of bending machine, it was 1968. In 1970, the evolution of that first prototype was officially unveiled at SAIE fair in Bologna: the PFT 35/28.

The interest was immediate both in Italy and abroad: the first order was from Belgium and began the expansion on international markets. The production rate increased and Tecmor needed more space: next to the initial factory a second 1,500 sqm. production plant was built.

In 1985 Tecmor started to make machines from single-block cast, an innovation that made its machines stronger than the competitors'. Also the gear boxes were redesigned in order to equip the machines with less powerful engine, to cut consumption on energy while maintaining the same performances.

In the 80's Tecmor was already present in South America, North Africa, Middle East and clearly all over Europe. The brand had already established itself as a synonym of quality, while maintaining reasonable prices compared to other European manufacturers.

In 1982 another 3000 sqm. of factory space were added, raising the production capacity to more than 2000 pieces a year.

In 1987 the SEIM brand was introduced, a line of lighter machines to serve the customers that operate on job sites, combining practicality and convenience: the machines were immediately appreciated and became part of the company's product range.





In 1989, the first spiral machine was manufactured, still one of the most versatile machines in its field. The same year Tecmor also redesigned the worktop of its machines, and introduced the steel saddles, that are now a trade mark of the S and 4S Series. In 2001 Tecmor entered in the new millennium with the introduction of the single phase motor with inverter to allow the machines to be used with domestic voltage.

Tecmor's search for innovation never stopped and few years after the 9x9 and 10/50 panels were introduced, allowing the customer to electronically set the bending angles.

Nowadays Tecmor continues its international expansion through partnerships with distributors all over the world, which allow the company to be present in 5 continents, as a recognized leader in the field of electric bending machines and shears for steel rebar.



## INDEX

### PROFESSIONAL FACTORY LINE

|                  |        |
|------------------|--------|
| BENDER S TYPE    | PAGE 4 |
| BENDER 4S TYPE   | PAGE 5 |
| CUTTERS C TYPE   | PAGE 6 |
| STIRRUP - SPIRAL | PAGE 7 |

### JOB SITE LINE - HIGH CAPACITY

|                 |         |
|-----------------|---------|
| BENDERS N TYPE  | PAGE 8  |
| CUTTERS C TYPE  | PAGE 9  |
| COMBINED N TYPE | PAGE 10 |

### FITTINGS - ACCESSORIES

|                       |         |
|-----------------------|---------|
| FITTINGS UPON REQUEST | PAGE 11 |
|-----------------------|---------|



## S TYPE BENDERS

Tecmor S Type Bending Machines have been built to meet the needs of the bending professional who must produce important quantities of finished product and then transport it to the construction site. The work table is designed to be used on both sides, supplied with 2 saddles along the entire length of the worktop to allow bending from 4 different positions.

For the bending machines of the S series is available the bending arm for large diameters that allows to perform wide bending, with mandrels up to 12 times the diameter of the rebar.

All the Bending machines type S have the speed variator as standard equipment.

### Recommended accessories

- Electronic panel
- Stirrup equipment
- Double foot pedal
- Spiral equipment S18
- Bending arm



MADE IN ITALY

| TECMOR TYPE | Ø Max. | rpm  | N° bars | Ø max.<br>650 N/mm <sup>2</sup> | Mot.<br>Kw | Size cm.        | Weight Kg |
|-------------|--------|------|---------|---------------------------------|------------|-----------------|-----------|
| PF 44-S     | 36     | 7/14 | 1       | 36/26                           | 3          | 110 x 76 x 86h  | 406       |
|             |        |      | 2       | 28/20                           |            |                 |           |
|             |        |      | 3       | 24/14                           |            |                 |           |
| PF 48-S     | 40     | 7/14 | 1       | 40/32                           | 4          | 114 x 90 x 88 h | 694       |
|             |        |      | 2       | 30/24                           |            |                 |           |
|             |        |      | 3       | 26/20                           |            |                 |           |
| PF 55-S     | 46     | 5/12 | 1       | 46/38                           | 5,5        | 114 x 90 x 88 h | 765       |
|             |        |      | 2       | 36/26                           |            |                 |           |
|             |        |      | 3       | 30/22                           |            |                 |           |
| PF 62-S     | 52     | 5/12 | 1       | 52/46                           | 7,5        | 120 x 90 x 88 h | 850       |
|             |        |      | 2       | 40/34                           |            |                 |           |
|             |        |      | 3       | 34/26                           |            |                 |           |

### STANDARD EQUIPMENT



MANDRELS

PF 44 = Ø 56x1 - Ø 68x2 - Ø 90x1 - Ø 126x1 - Ø 143x1  
 PF 48 = Ø 62x4 - Ø 87x2 - Ø 130x1 - Ø 192x1  
 PF 55 = Ø 62x4 - Ø 87x2 - Ø 130x1 - Ø 192x1 - Ø 240x1  
 PF 62 = Ø 69x4 - Ø 95x2 - Ø 130x1 - Ø 192x1 - Ø 240x1



PIN

PF 44 = Ø 24x1 - Ø 38x1 - Ø 48x3  
 PF 48 = Ø 35x1 - Ø 42x4  
 PF 55 = Ø 35x1 - Ø 42x4  
 PF 62 = Ø 35x1 - Ø 50x4



Wrenches



Adaptor plug



Square for  
small  
diametres



## 4S TYPE BENDERS

The Tecmor 4S Type Bending Machines are differentiated by the presence of 4 saddles on the work surface and by the bigger size. These machines are tested to work for days in any weather condition, without ever interrupting production. As for the S series, the work table has been designed to be used on both sides. The saddles that run on the entire length of the bending machine allow you to bend from four different positions.

For the bending machines of the 4S series is available the bending arm for large diameters that allows to perform wide bending, with mandrels up to 12 times the diameter of the rebar.

All the Bending machines type 4S have the speed variator as standard equipment.

### Recommended accessories

- Electronic panel
- Stirrup equipment
- Double foot pedal
- Spiral equipment S18
- Bending arm



| TECMOR TYPE | Ø Max. | rpm  | N° bars | Ø max.<br>650 N/mm <sup>2</sup> | Mot.<br>Kw | Size cm.        | Weight Kg |
|-------------|--------|------|---------|---------------------------------|------------|-----------------|-----------|
| PF 44-4S    | 36     | 7/14 | 1       | 36/26                           | 3          | 120 x 76 x 86h  | 491       |
|             |        |      | 2       | 28/20                           |            |                 |           |
|             |        |      | 3       | 24/14                           |            |                 |           |
| PF 48-4S    | 40     | 7/14 | 1       | 40/32                           | 4          | 144 x 85 x 88 h | 802       |
|             |        |      | 2       | 30/24                           |            |                 |           |
|             |        |      | 3       | 26/20                           |            |                 |           |
| PF 55-4S    | 46     | 5/12 | 1       | 46/38                           | 5,5        | 154 x 86 x 88 h | 906       |
|             |        |      | 2       | 36/26                           |            |                 |           |
|             |        |      | 3       | 30/22                           |            |                 |           |
| PF 62-4S    | 52     | 5/7  | 1       | 52/46                           | 7,5        | 120 x 90 x 88 h | 996       |
|             |        |      | 2       | 40/34                           |            |                 |           |
|             |        |      | 3       | 34/26                           |            |                 |           |

### STANDARD EQUIPMENT



MANDRELS

PF 44 = Ø 56x1 - Ø 68x2 - Ø 90x1 - Ø 126x1 - Ø 143x1  
 PF 48 = Ø 62x4 - Ø 87x2 - Ø 130x1 - Ø 192x1  
 PF 55 = Ø 62x4 - Ø 87x2 - Ø 130x1 - Ø 192x1 - Ø 240x1  
 PF 62 = Ø 69x4 - Ø 95x2 - Ø 130x1 - Ø 192x1 - Ø 240x1



Wrenches



PIN

PF 44 = Ø 24x1 - Ø 38x1 - Ø 48x3  
 PF 48 = Ø 35x1 - Ø 42x4  
 PF 55 = Ø 35x1 - Ø 42x4  
 PF 62 = Ø 35x1 - Ø 50x4



Adaptor plug



Square for  
small  
diametres

## C TYPE CUTTERS

Famous all over the world for their unique solidity, Tecmor C Type Shears are a guarantee for the professional who has to cut large quantities of iron on a daily basis. The gears are in tempered and wear-resistant steel with automatic lubrication. All the moving parts are in tempered steel. In addition, the blades are made of special tempered steel and allow precise cutting of rebars of any size. These shears can work for whole days without problems. All Tecmor C Type Shears have a three-year warranty.



MADE IN ITALY

### Recommended accessories

- Remote electrical foot pedal.

| TECMOR TYPE | Ø Max. | bpm | N° bars | Ø max.<br>650 N/mm <sup>2</sup> | Mot.<br>Kw | Size cm.         | Weight Kg |
|-------------|--------|-----|---------|---------------------------------|------------|------------------|-----------|
| C 40        | 34     | 60  | 1       | 34                              | 3          | 100 x 60 x 85 h  | 468       |
|             |        |     | 2       | 24                              |            |                  |           |
|             |        |     | 3       | 18                              |            |                  |           |
| C 45        | 38     | 50  | 1       | 38                              | 3          | 110 x 65 x 100 h | 647       |
|             |        |     | 2       | 28                              |            |                  |           |
|             |        |     | 3       | 22                              |            |                  |           |
| C 55        | 46     | 50  | 1       | 46                              | 4          | 130 x 69 x 110 h | 850       |
|             |        |     | 2       | 32                              |            |                  |           |
|             |        |     | 3       | 26                              |            |                  |           |
| C 62        | 52     | 50  | 1       | 52                              | 5,5        | 130 x 69 x 110 h | 950       |
|             |        |     | 2       | 36                              |            |                  |           |
|             |        |     | 3       | 30                              |            |                  |           |

### STANDARD EQUIPMENT



Allen Wrench



Belt Wrench



Adaptor plug

## STIRRUP



ST 24

Born from the Tecmor experience, the ST24 stirrup machine was designed to quickly create large quantities of stirrups with extreme precision.

Equipped with a speed variator and an adjustable tool to produce any type of stirrups, this machine makes production very fast. This machine can be equipped to perform precision bends with smooth or corrugated small diameter steel bars (from 5 to 10 mm.)

## SPIRAL



SP 30

Designed to perform circles and spirals, Tecmor's Spiral Machines have immediately imposed themselves one of the most appreciated models of our product line. Tecmor's Spiral Machines have the speed variator as standard equipment and are an essential ally for those who want to reinforce columns and arches with an unlimited maximum diameter.



| TECMOR TYPE | Ø Max. | rpm   | N° bars | Ø max.<br>650 N/mm <sup>2</sup> | Mot.<br>Kw | Size cm.       | Weight Kg |
|-------------|--------|-------|---------|---------------------------------|------------|----------------|-----------|
| ST 24       | 20     | 9     | 1       | 20                              | 1,5        | 76 x 81 86 h   | 223       |
|             |        |       | 2       | 14                              |            |                |           |
|             |        |       | 3       | 12                              |            |                |           |
|             |        | 18    | 1       | 16                              |            |                |           |
|             |        |       | 2       | 14                              |            |                |           |
|             |        |       | 3       | 12                              |            |                |           |
| SP 22       | 22     | 20/30 | 1       | 22                              | 0,75       | 77 x 62 x 94 h | 215       |
| SP 30       | 36     | 20/30 | 1       | 36                              | 1,8        | 90 x 70 x 94 h | 350       |

## STANDARD EQUIPMENT



ST 24  
1x Ø 48  
1x Ø 56



ST 24  
Pin



Allen Wrenches



Wrench



Adaptor plug

## N TYPE BENDERS

The N Type Bending Machines are built for prolonged and intensive use on the building site, where they can stay for months, working all day, exposed to any type of climate. Tecmor wanted to create a construction machine that would guarantee resistance to stress and climatic conditions, which could work for years on various construction sites without diminishing performance over time. The N Type Bending Machines are inspired by the S for strength, but have a larger bending disk, rotating in both directions, clockwise and counter clockwise, to meet every bending need. The worktop also includes 2 semi-saddles to facilitate precision processing if necessary. The worktop is hinged and can be opened easily in order to make the cleaning and the inspection of the bender easier.

The Tecmor type N high capacity bending machines are built according to the European Standard, which provides a specific ratio between the diameter of the bars and that of the mandrels.

### Recommended accessories

- Equipment stirrup • Memory panel 9x9
- Speed variator • Spiral equipment S18
- Double foot pedal



MADE IN ITALY

According to the European regulation



| TECMOR TYPE | Ø Max. | rpm | N° bars | Ø max.<br>650 N/mm <sup>2</sup> | Mot.<br>Kw | Size cm.        | Weight Kg |
|-------------|--------|-----|---------|---------------------------------|------------|-----------------|-----------|
| PF 32-N     | 28     | 10  | 1       | 28                              | 1,5        | 76 x 81 x 86h   | 270       |
|             |        |     | 2       | 22                              |            |                 |           |
|             |        |     | 3       | 18                              |            |                 |           |
| PF 36-N     | 32     | 8   | 1       | 32                              | 1,5        | 76 x 81 x 86 h  | 291       |
|             |        |     | 2       | 24                              |            |                 |           |
|             |        |     | 3       | 22                              |            |                 |           |
| PF 44-N     | 36     | 8   | 1       | 36                              | 2,2        | 80 x 89 x 86 h  | 387       |
|             |        |     | 2       | 28                              |            |                 |           |
|             |        |     | 3       | 24                              |            |                 |           |
| PF 48-N     | 40     | 6   | 1       | 40                              | 4          | 102 x 85 x 86 h | 590       |
|             |        |     | 2       | 30                              |            |                 |           |
|             |        |     | 3       | 26                              |            |                 |           |

### STANDARD EQUIPMENT



MANDRELS

PF 32-N = Ø 48x1 - Ø 56x1 - Ø 64x1 - Ø 90X1 - Ø 126x1  
 PF 36-N = Ø 48x2 - Ø 56x2 - Ø 64x1 - Ø 90X1 - Ø 126x1 - Ø 143x1  
 PF 44-N = Ø 56x2 - Ø 64x1 - Ø 68x1 - Ø 90X1 - Ø 126x1 - Ø 143x1  
 PF 48-N = Ø 56x2 - Ø 64x1 - Ø 68x1 - Ø 90X1 - Ø 126x1 - Ø 143x1 - Ø 182x1



PINS

PF 32N = Ø 24x1 - Ø 36x4  
 PF 36N = Ø 24x1 - Ø 36x3  
 PF 44N = Ø 24x1 - Ø 38x2 - Ø 48x2  
 PF 48N = Ø 24x1 - Ø 38x2 - Ø 48x2



Complete Square



## C TYPE CUTTERS

These cutters have been designed with the same characteristics of the professional C Series, but have been adapted to cut smaller diameters of rebar. They are made with a single block cast, with hardened steel in every part. The smaller size make them easier to move around the construction site.



MADE IN ITALY

### Recommended accessories

- Remote electrical foot pedal.
- Adjustable bars support ( C 30 - C 36 )

According to the European regulations



| TECMOR TYPE | Ø Max. | bpm | N° bars | Ø max.<br>650 N/mm <sup>2</sup> | Mot.<br>Kw | Size cm.       | Weight Kg |
|-------------|--------|-----|---------|---------------------------------|------------|----------------|-----------|
| C 24        | 20     | 110 | 1       | 20                              | 1,1        | 65 x 40 x 61 h | 112       |
|             |        |     | 2       | 14                              |            |                |           |
|             |        |     | 3       | 10                              |            |                |           |
| C 30        | 26     | 110 | 1       | 26                              | 2,2        | 45 x 85 x 70 h | 236       |
|             |        |     | 2       | 18                              |            |                |           |
|             |        |     | 3       | 14                              |            |                |           |
| C 36        | 32     | 100 | 1       | 32                              | 2,2        | 53 x 92 x 72 h | 340       |
|             |        |     | 2       | 22                              |            |                |           |
|             |        |     | 3       | 18                              |            |                |           |

### STANDARD EQUIPMENT



Allen Wrenches



Belt Wrench



Adaptor plug

## N TYPE COMBINED

The Combined machines N Type for job site are ideal for those who want a multi-purpose solution, to optimize their investment.

On these machines, with the quality to the benders N type, is applied a cutter enabled to cut bars of a diameters up to 28 mm.

With this machine, you can apply both stirrup and spiral accessories, so you could benefit from 4 applications with one machine.

These benders also meet the EU standards which require a specific ratio between bar diameter and mandrels size.

### Recommended accessories

- Equipment Stirrup
- Speed variator
- Double foot pedal
- Electronic panel
- Spiral equipment S18

According to the European regulations



MADE IN ITALY

| TECMOR TYPE | Ø Max.        | rpm | N° bars | Ø max.<br>650 N/mm <sup>2</sup> | Mot.<br>Kw | Size cm.       | Weight Kg |
|-------------|---------------|-----|---------|---------------------------------|------------|----------------|-----------|
| PFT 32/26-N | 28<br>bending | 8   | 1       | 28                              | 1,5        | 80 x 88 x 86h  | 330       |
|             |               |     | 2       | 22                              |            |                |           |
|             |               |     | 3       | 18                              |            |                |           |
|             | 22<br>cutting | 8   | 1       | 22                              |            |                |           |
|             |               |     | 2       | 16                              |            |                |           |
|             |               |     | 3       | 14                              |            |                |           |
| PFT 38/30-N | 32<br>bending | 8   | 1       | 32                              | 1,83       | 90 x 98 x 87 h | 451       |
|             |               |     | 2       | 24                              |            |                |           |
|             |               |     | 3       | 22                              |            |                |           |
|             | 28<br>cutting | 8   | 1       | 26                              |            |                |           |
|             |               |     | 2       | 20                              |            |                |           |
|             |               |     | 3       | 16                              |            |                |           |

### STANDARD EQUIPMENT



MANDRELS

PFT 32/26-N = Ø 48x1 - Ø 56x1 - Ø 64x1 - Ø 90x1 - Ø 126x1  
PFT 38/30-N = Ø 56x2 - Ø 64x1 - Ø 68x1 - Ø 90x1 - Ø 126x1 - Ø 143x1



PINS

PFT 32/26-N = Ø 24x1 - Ø 36x4  
PFT 38/30-N = Ø 24x1 - Ø 38x2 - Ø 48x2



PFT 32/26-N  
Complete Square  
PFT 38/30-N  
Square with Pin



### 9x9 ANGLE CONTROL PANEL

The panel 9x9 angle control, with its user-friendly and intuitive programming, allows the operator to make up to 9 bends without moving the pegs inserted in the disc.

Its utilisation lowers production times, especially when the operator needs to make multiple bends repeatedly.

***This equipment must be ordered together with the machine it cannot be installed afterwards.***



### 10/50 ANGLE CONTROL PANEL

This panel has a user friendly and intuitive programming, and allows the operators to set the bending angles, in both direction of rotation, without having to insert the pegs in the disc.

It can memorize up to 50 bending programs, that can each memorize 10 bending angles.

Its utilisation allows not only to lower production times but also to have an archive of bending programs already set and ready to be used.

***This equipment must be ordered together with the machine it cannot be installed afterwards.***



### SPEED VARIATOR

The speed variator is an accessory that allows to increase the speed of rotation in order to lower production times.

***This equipment must be ordered together the machine it cannot be installed afterwards.***



### DOUBLE PEDAL

The double pedal allows to control the disc rotation, in both directions: clockwise and counter-clockwise, so that the operator doesn't have to stop and switch the disc's rotation direction, lowering production times.

***This equipment must be ordered together with the machine it cannot be installed afterwards.***



### STIRRUP EQUIPMENT

The stirrup equipment allows to make stirrups with a standard bending machine. It is enough to install it to the work plate of the bending machine to turn it into a stirrup machine.

It is suggested to combine the stirrup equipment with the rod and the standstills which are indispensable to establish the desired bending lengths and to replicate them in order to have stirrups that are always the same, quick and easy.

***This equipment can be purchased after the machine, and can be installed or removed at any time.***



### SPIRAL EQUIPMENT

The spiral equipment allows to make spirals with a standard bending machine. It's enough to install it on the work plate of the bending machine to turn it into a spiral machine.

***This equipment can be purchased after the machine, and can be installed or removed at any time.***



### BENDING ARM

The bending arm allows to position the contrast pin at a greater distance from the central mandrel, in comparison to the normal distance allowed by the standard bending disc. This allows to use mandrels much bigger from the ones that are included in the standard equipment. This makes it possible to make bends up to 12 times the diameter of the rebar.

***The bending arm is available only for the S and 4S bending machines.***

***The bending arm can be purchased after the machine, and can be installed or removed at any time.***



### ROLLERS

The rolls, who are included in the standard equipment for the S and 4S bending machines, can be installed upon request, also on the N model bending machines. The rollers make it easier for the operator to handle the rebar.

***This equipment can be purchased after the machine, and can be installed or removed at any time.***



### ROLLERS BENCH

The rolling bench allows to position the rebars close to the work plate of the machine lowering the time spent handling the rebar and therefore increasing the productivity. Every bench is 1,5 mt. long and has 2 legs so the customer needs to purchase at least 2 in order to assemble the unit. Every bench is equipped with 2 rows of rolls available with or without bearings.

***This equipment can be purchased after the machine, and can be installed or removed at any time.***





### TOUCHSCREEN PANEL

Tecmor takes a step into the future with its new touch-screen programming panel. The panel allows you to work in 3 modes: Manual, Pin Memorization, Digital .

Available in various languages, the new Tecmor touch screen panel is equipped with a self-learning system, a diagnostic system, a piece counter and an interface for controlling the speed of the disk. Bending programs can be set on the panel or on a PC and conveniently inserted into the panel via the USB input.

***This equipment must be ordered together with the machine it cannot be installed afterwards.***



### BAR STOCK

Composed of modular structures of 2 meters each, the bar storage system allows the operator quick access to the bars to be worked that can be quickly moved on the central rollers thanks to the special slides that allow a practical and safe handling of the rod up to the worktop.

***This equipment can be purchased after the machine, and can be installed or removed at any time.***



### SHEARS STAND

The stand makes it possible to raise the shears to the rolling bench level, in order to create a work line with maximum efficiency.

An ideal line is composed of bar stock, shear stands, shear, rolling benches and bending machine.

***This equipment can be purchased after the machine, and can be installed or removed at any time.***




### PRECISION BENDING EQUIPMENT FOR SMALL DIAMETERS

Available only for TECMOR Model ST 24 stirrup benders, the Precision Bending Equipment is composed of:

- Adjustable tool
- Rod with latches
- Electronic panel 10/50

The combination of 10/50 panel and adjustable tool allows to make precision bendings on smooth and corrugated iron with diameters between 5 and 10 mm.

***This equipment must be ordered together with the machine it cannot be installed afterwards.***



The safety kit consists of:


1. **Magnetic limit switches** can be installed in the desired position on the work surface of each Tecmor and Seim bending machine and if touched they cause the machine to stop immediately.
2. **Safety caps** to cover unused holes on the bending disk and slides.

***This equipment can be purchased after the machine, and can be installed or removed at any time.***

---

---

---



NOTE

-----

-----

-----

-----

-----


-----

-----

-----

-----

-----





## Benders, Cutters, Combined, Stirrup and Spiral Machines for Rebar Industry



The machines are built in compliance with the provisions of the Community Machinery Directive

2006/42/CE - 2014/30/UE - 2014/35/UE

Regulations UNI EN ISO 12100 - CEI EN 60204/1-70/1-44/5-D.L.G.S.81/08

All the machines are equipped with the protection shown in the picture 1 at page 10.

Each image and information contained in this document is purely descriptive.

It is the user's responsibility to ensure that the product is used in accordance with the provisions in force, in order to prevent damage to property or persons.

General information and technical data are not binding and we reserve the right to change them without any previous notice.

They are also our property and may only be used with our written permission.



AUTHORISED DEALER



VIA GIOVANNI QUARENA 225/B  
25085 GAVARDO - (BS) - ITALY  
TEL. + 39 0365 31428  
FAX + 39 0365 373030  
info@tecmor.it - www.tecmor.it

